

**SOUTH DELHI PUBLIC SCHOOL**  
**CLASS-4**  
**SESSION-(2026-27)**  
**SUMMER HOLIDAY HOMEWORK**

Dear Students,


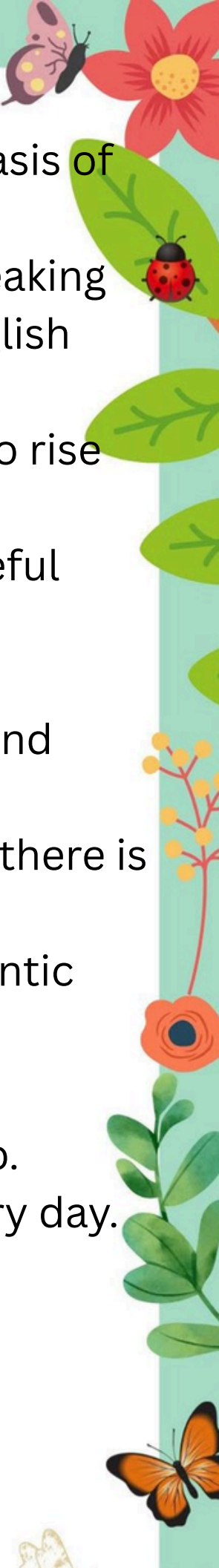
Summer vacation is here, bringing days full of joy, fun, and new experiences. While you enjoy your holidays, don't forget to complete your holiday homework with sincerity and enthusiasm. Try to spend a little time every day on your work so that learning continues along with fun.

Use this time to explore new things, read interesting books, help your parents, and develop good habits. Make your holidays meaningful by learning something new each day.





Complete your work neatly and creatively. Remember, learning can be fun when done with a happy mind!



Some points to remember


- Drink plenty of juice and water to avoid dehydration.
- Make hand washing and hygiene a part of your routine.

- 
- 
- Holiday Homework is a part of subject enrichment and will be assessed on the basis of creativity and efforts of the students.
  - It's the perfect time to enhance your speaking skills and vocabulary by conversing in English with your family and siblings.
  - Reading is essential for those who seek to rise above the ordinary.
  - Spend your quality time reading purposeful books.
  - A beautiful handwriting makes a good impression. Practice one page of English and Hindi handwriting daily.
  - Schedule your time for activities so that there is no piling up for the last moment.
  - Holiday homework should be your authentic creative work.

#### Keep Water for Birds

-  Summer is very hot, birds feel thirsty too.
-  Keep a bowl of clean water for birds every day.
-  Place it in a cool and shady place.
-  Be kind and care for birds.

 A small act of kindness can save a life!  
Wishing you a joyful, safe, and productive summer vacation! 



# English

## Class-4

🎨 Happiness Tree: Draw a tree and write kind acts which you did in your holidays on each leaf. Write at least ten kind acts. (You can use fallen leaves also)

🕒 Fitness Challenge: Count how many jumps you can do in 1 minute. Do it for 10 days and make a chart as shown below.

😊 Emoji Chart: Draw emojis to show how you feel after exercise.

DAYS	NUMBER OF JUMPS	EMOJI
MONDAY		
TUESDAY		
WEDNESDAY		
THURSDAY		
FRIDAY		

SATURDAY		
SUNDAY		
MONDAY		
TUESDAY		
WEDNESDAY		

Roll No. 11 to 20

<https://www.storyberries.com/bedtime-stories-spelling-troubles-short-stories-for-kids/#read>

What is this story about?

Who are the main characters in this story?

How many words were given by Mrs Green on a blue piece of paper?

On which day Mrs Green gives words to students for test?

Roll No. 21 to 30

[https://www.letsreadasia.org/read/d06c5a91-51fd-47ab-9558-3e347141a864?](https://www.letsreadasia.org/read/d06c5a91-51fd-47ab-9558-3e347141a864?bookLang=4846240843956224)

[bookLang=4846240843956224](https://www.letsreadasia.org/read/d06c5a91-51fd-47ab-9558-3e347141a864?bookLang=4846240843956224)



What is this story about?

Who was Keke's first customer?

What did Keke use as a measuring tape?

For which two characters did Keke make clothes?

Roll No. 31 to 39

[https://www.letsreadasia.org/read/6105245c-782c-4128-8cb7-5a42d03cfc8a?](https://www.letsreadasia.org/read/6105245c-782c-4128-8cb7-5a42d03cfc8a?bookLang=4846240843956224)

[bookLang=4846240843956224](https://www.letsreadasia.org/read/6105245c-782c-4128-8cb7-5a42d03cfc8a?bookLang=4846240843956224)

What is this story about?

Who are the main characters in this story?

What is Alates's mission?

What was Alates finding?

## कक्षा 4

हिंदी:-



1. प्रतिदिन एक पृष्ठ पेज़ सुलेख लिखिए।( एक छोटी कॉपी में )
2. बाँसुरी हिंदी पाठमाला से पाठ 1 और 2 के शब्द –अर्थ लिखिए और याद कीजिए  
हिंदी व्याकरण के पाठ 1 और 2 का अभ्यास कार्य याद कीजिए।

3. हिंदी परियोजना कार्य:-

(रोल न: 1 से 10 तक परियोजना न: 1 करें)

1. हिंदी स्वरों की मात्राओं के फ्लैश कार्ड बनाइए ।  
(या)  
स्वरों की मात्राओं से प्रोजेक्ट बनाइए ।





2. गिनती (1 से 50 तक ) तक हिंदी अंकों और शब्दों में लिखिए ।



(रोल न: 21 से 30 तक परियोजना न: 3 करें)

3. पर्यावरण की रक्षा के लिए पेड़ों के साथ-साथ फूलों का भी महत्वपूर्ण योगदान है । अपनी पसंदके कोई पाँच फूलों को रंगीन कागज़ को फ़ोल्ड करके बनाइए या रंगीन कागज़ के बड़े-बड़े फूल काटकर बनाइए । इन फूलों को अलग -अलग शीट पर चिपकाकर उनके नाम हिंदी में लिखिए।












(रोल न: 31 से 38 तक परियोजना न: 4 करें)

4. हिंदी की एक लघु कथा पन्नों पर लिखकर उनके चित्र चिपकाए फिर उन्हीं पन्नों को जोड़ कर एक छोटी सी पुस्तक बनाइए ।




# Maths Holiday Homework Class-4

## General Instructions

-  Use a separate notebook/file for holiday homework.
-  Write neatly and clearly.
-  Do all work in your own handwriting.
  
-  Try to make your work colorful and creative 
-  Do the activities according to your roll number.
-  Learn and write tables from 2 to 20.
-  Solve the Review Exercises of Chapter 1 and Chapter 2.
-  Do worksheet 1 to 10.

## **1.Angle Fan Model ( Roll No-1 to 10)**



## Concept: Different angles

### How to make:


- \*Cut 3–4 strips of colored paper
  - \*Join at one end with a pin
  - \*Open them like a fan to show angles
- Label: acute, right, obtuse

## 2. Place Value Model (Indian System) ( Roll No-11 to 20)

Concept: Ones, Tens, Hundreds, Thousands, Ten Thousands, Lakhs

### How to make:

- \*Draw a “house” with columns
- \*Label: Ones, Tens, Hundreds, Thousands, Ten Thousand, Lakhs
- \*Use number cards and place them correctly.



### 3. Net Activity( Roll No-21 to 30)

Concept: Net of a cube, cuboid, cone and cylinder

[https://youtube.com/shorts/hymDGVL\\_L40?feature=shared](https://youtube.com/shorts/hymDGVL_L40?feature=shared)



### 4.Tables Chart( Using Colours /Shapes). ( Roll No-31 to 40)

Example:

- \* Draw a big tree
- \* Write table of 2, 3, 4 on leaves

Use different colors for each table

## 2. CREATIVE TABLES CHART

**TABLES  
MAKE US SMART**

2 TABLE	3 TABLE	4 TABLE
$2 \times 1 = 2$	$3 \times 1 = 3$	$4 \times 1 = 4$
$2 \times 2 = 4$	$3 \times 2 = 6$	$4 \times 2 = 8$
$2 \times 3 = 6$	$3 \times 3 = 9$	$4 \times 3 = 12$
$2 \times 4 = 8$	$3 \times 4 = 12$	$4 \times 4 = 16$
$2 \times 5 = 10$	$3 \times 5 = 15$	$4 \times 5 = 20$
$2 \times 6 = 12$	$3 \times 6 = 18$	$4 \times 6 = 24$
$2 \times 7 = 14$	$2 \times 7 = 21$	$4 \times 7 = 28$
$2 \times 8 = 16$	$3 \times 8 = 24$	$4 \times 8 = 32$
$2 \times 9 = 18$	$3 \times 9 = 27$	$4 \times 9 = 36$
$2 \times 10 = 20$	$3 \times 10 = 30$	$4 \times 10 = 40$

# EVS


## Class-4







Make a model according to your roll numbers.

- Roll No. 1 to 10 - Different landforms- Mountains, Plains, Plateau, Desert, Volcano, Island.
- Roll No. 11 to 20 - Life cycle of Butterfly
- Roll No. 21 to 30 - Layers of Earth- Core, Mantle, Crust
- Roll No. 31 to 39 - Rainwater Harvesting System

### **My Locality Map Activity**

 Let's Draw and Explore!

 Draw a map of your locality on an A4 size sheet. Make sure to include:

-  Your house
-  School
-  Park
-  Market / Shops
-  Roads and streets
-  Traffic signals (if any)

You can use different colours for:

- Roads (black/grey)
- Trees (green 🌳)
- Buildings (any bright colours)

🎯 Draw small pictures or symbols instead of just names!

### 🌱 **Living & Non-Living Things Activity** 🌍

🎨 Let's Draw and Paste!

Take an A4 size sheet and divide it into two parts:

- 🌱 Living Things (any 5)
- 🌫️ Non-Living Things (any 5)

(You can 🖍️ draw or ✂️ paste pictures)

### 💧 **Save Water Activity** 🌍

🖋️ Let's Think and Write!

Answer the questions in a neat and colorful way:

1. 💧 Why is water important for us?  
(Write 2–3 lines)
2. 🏠 Where do you use water at home?  
(Example: drinking, bathing, washing...)
3. 📝 Write Five Ways to Save Water.

# Computer Class-4

CREATE THESE IN MS WORD ✨ ( Roll No-1 to 13)

## 🎂 1. BIRTHDAY CARD

Make a colorful birthday card using: 🎈 Balloons

🎂 Cake Picture

🌈 WordArt

✉️ Birthday Message

Example:

🎉 “Happy Birthday Dear Friend!” 🎉

---

## ✉️ 2. INVITATION CARD ( Roll No-14 to 26)

Create an invitation card for: 🎉 Birthday Party /  
School Function

Include: 📅 Date

🕒 Time

📍 Venue

😊 Invitation Message

Example:

✉️ “You are invited to my birthday party!”

---

## 📖 3. BOOK COVER PAGE ( Roll No- 27 to 40)

Design a beautiful cover page with: 📖 Book Title

👧 Student Name

🏫 School Name

🎨 Picture or Border

📚 Subject Name

Example:

★ COMPUTER PROJECT ★

Name: \_\_\_\_\_

Class: 4

---

🔧 USE THESE FEAT

🎧 Reading Activity

Read the story given according to roll number and answer the given questions.

**Roll No. 1 to 10**

[https://www.letsreadasia.org/read/aaaeafde-e4dc-4021-a511-558724ff8615?](https://www.letsreadasia.org/read/aaaeafde-e4dc-4021-a511-558724ff8615?bookLang=4846240843956224)

bookLang=4846240843956224 What is this story about? Who are the main characters in this story?

What did Kiara see up in the tree house?

What was used by Kiara to pull the book upstairs?




URES

✓ Font Style

✓ Font Color

- ✓ WordArt
  - ✓ Shapes
  - ✓ Pictures
  - ✓ Borders
- 

## ☀ INSTRUCTIONS

-  Make it colorful and neat
-  Save your work properly
-  Take printout

## **ART & CRAFT**

Make a creative object or face using wool.